

Guild at a Glance

South Vancouver Island Potters' Guild meets the 2nd Monday of the month at 4733 West Saanich Road, Victoria

September 10, 2012

www.victoriapotters.ca

Volume 14, Issue 1

June's Meeting – Business ... A Party ... then Show & Tell

Our last meeting before the summer began with an efficient **business** review lead by our President, Penny Jones. Our Executive works year round to plan and present SVIPG meetings and activities – it seems only fair that some get their photos in the newsletter.

Many thanks to all of them!



There is no doubt – the **Potters' Party Buffet** is the best in town! Again, the tables were sagging under the various offerings of food and drink. Savory and sweet dishes, traditional and daring cuisine nouveau, local and international were represented and very much appreciated by the starving potters and sculptors.



Maybe, we can improve by including the recipes?



It should be mentioned, that most of the food offerings were beautifully presented on plates and platters made by the members.



Linda V.'s Pizza/Pie/Quiche
/Flat Bread:

Roll out a sheet of puff pastry

Add: Caramelized onions

Brie Cheese

Blue Cheese

Parsley (to make it look healthy and organic...)

Bake until cheeses melt and pastry is puffed and light brown

... continued on next page



Thanks to the 'kitchen staff', Priska S. and Nancy W. (each wear numerous 'hats' at SVIPG), who laid the tables and looked after the coffee and wine bar.

The date for October's meeting will be announced at the meeting September 10th ... and circulated electronically.

"Show and Tell" was the final item on the entertainment agenda for the evening. There was a wide selection of clay art, from the functional to the decorative and playful.



A partial list of what we saw and heard about includes:

3 unique vases by Ester G.

a bowl with a gaggle of geese by Adrienne A.

Roger C's square dishes with glazes that are new to him

Joan K's platter with twisted handles, as seen in San Gimignano

Susan W. showed two vases

Sophia M. presented a leaf plate

Tobias T. surprised us with a tiny silver salt cellar and spoon

Farida M. was demonstrating her contribution – a set of glass earrings and necklace

Tony M. showed three bowls fired in a traditional wood kiln

Heidi R. brought a clay relief with owls.



Submitted by Heidi R.



Coming in October – 'North of the Malahat'

Guild members from the "other side" will display their work and talk about their potting lives. Who are these intrepid folks? How do they spend their studio time? Why do they brave that "dreaded" highway, in all but the worst of weathers to join us each month?

Come to October's SVIPG meeting and find out!

CLAY CONNECTS - Our 2012 Summer Sale – A Success!



The South Vancouver Island Potter's Guild held their annual sale on Saturday June 16th, right next to the popular Moss Street Market. The weather was great, the pots lovely and the crowds of people who attended were enthusiastic. Participants were so busy showing and selling their work that few had photos to share for the newsletter – too bad because by all reports it was a day to remember.



The Sale Team (Roger C., Mavis M., Rosemary N. & Louise P. and, of course, the indomitable leader, Joan K.) deserve high praise for their work. The post-sale evaluation suggests that folks are generally very happy with the site, timing and location of our sale – and that they sold more than last year.

*Now if we can just convince the other vendors
not to drink our coffee :-)*



Your 2011-2012 Executive

| | | |
|------------|-----------|----------------|
| President | Penny J. | 1+250-715-1403 |
| Vice-Pres | Nancy W. | 250-479-3524 |
| Secretary | Farida M. | 1+250-733-2161 |
| Treasurer | Linda V. | 250-479-5966 |
| Archivist | Fern W. | 250-744-1096 |
| Library | Helen P. | 250-383-5808 |
| Membership | Betty B. | 250-382-0974 |
| Newsletter | Louise P. | 250-655-3811 |

| | | |
|-----------------------|-------------|---------------|
| Webmaster | Deb C. | dclay@shaw.ca |
| Program Coordinators: | Helen P. | 250-383-5808 |
| | Rosemary N. | 250-477-7032 |
| | Muriel S. | 250-652-5494 |
| Raffle | Ester G. | 250-658-4523 |
| | Tobias T. | 250-383-3893 |
| Coffee | Priska S. | 250-642-7422 |
| | Nancy W. | 250-479-3524 |

Members' Activities

A Place Setting for Dinner



A group of local potters that meets regularly through the year, decides on a project each September which each member is to complete for display at the June party. The project for 2011-2012 was a dinner place-setting to include at least 4 pieces (dinner & salad plate, bowl, drinking vessel). This year there were 11 unique displays - a feast for the eyes ... and nearby, many savoury potluck dinner items to excite our palates. During the party everyone (partners & potters) must vote, and a prize is given to the 'Best of Show' with second & third place getting an 'Honorable Mention'. It's all in fun, and every year it's exciting to see how each artist interprets the project. This time the winner was Belle Leon, with Rachel Coward and Ester Galac not far behind in votes. Not that we are competitive - in fact, comments from the group would suggest that it is the generous sharing of techniques, skills and ideas with one another, that makes this group such a joy to be part of.

submitted by Nancy W.

photos by Neil Burroughs



From the Archives – *Then ... & Now*

June 24, 2001 – the first SVIPG show was held at the Horticultural Centre – it was a 'Gigantic Success'.



Are you in this photo? Do you recognize anyone? Were you making pots in 2001 (or even before) ? ... then you have a story to tell!

...and WE want to hear it!

In upcoming editions of the newsletter we hope to feature current and former members of the Guild '*Then ... & Now*'. Send Louise P. (eartharts@shaw.ca) text and/or photos of your work over the years. How has it changed? How has it remained the same? What challenged you then? ... and now?

Hint – the Editor can count at least 8 current SVIPG members in this group – can you?

ONCE UPON A TIME
50 YEARS OF STORIES & CLAY



NEW & RETROSPECTIVE WORKS BY
MURIEL SIBLEY

OPENING RECEPTION
SATURDAY SEPTEMBER 8, 2012 7:00 - 9:00 PM
EXHIBITION CONTINUES UNTIL THURSDAY, OCTOBER 11, 2012

MARTIN BATCHELOR GALLERY

712 CORMORANT STREET, VICTORIA 250-385-7919
OPEN MONDAY - SATURDAY, 10:00 AM TO 5:00 PM

Outside the Studio

**WWW:
World Wide Web**

Do you have a website? If yes, are you keeping it up to date and making use of its many possibilities?

If no, are you ready for a website?

Websites can serve different needs. They allow you to share your work and communicate with other potters, artists, teachers and buyers. By putting your name, studio name, images and information on the internet you are visible and can be found. Being found has potential for sales, gallery connections etc. A web presence also works as a kind of resume - it establishes you as an active working potter/artist. (see note below)

Website creation is somewhat simpler than it was a few years ago. There are a number of website builders available for little or no cost such as WordPress at wordpress.com and Weebly at weebly.com to name a few.

WordPress is a relatively easy to use website system and one of the most popular and expandable. You can use WordPress for free (visit wordpress.com to read about it) or you can host and customize a WordPress site by purchasing hosting and a domain name with a company like BlueHost or HostPapa that is WordPress compatible. When hosting WordPress on your own,

it is installed onto your site via your site's cpanel. For more information on this approach visit wordpress.org. You can pick a free theme or pay for an expanded theme, customize and build your presence on the web. The additional expense of hosting and a domain name are best if you want your personalized domain name, have a large content heavy site or have multiple sites. If you're not sure you are ready to be on the web consider a trial period on wordpress.com. There you can experience the process of having a site and working with WordPress and various themes.

You can customize your site simply by creating a header (or by having one created for you) that includes an image or composite images of your work. Or use a special font, drawings or photos of your studio to create a personalized header. Some of these elements can also be incorporated as part of your website for a coordinated custom look.

Not ready for a website? Take advantage of your guild membership. As a member you can have a page with 3 to 5 photos of your work, bio, artist statement and contact information. For some examples visit <http://www.victoriapotters.ca/member-profiles>

If you have any questions you would like answered here
please email them to me at design@earthwordcreative.com - Deb Clay

Note: Deb didn't mention the two primary reasons my website is crucial to my life as a potter. Most importantly, it acts as my catalogue and record of my work. I make pots in a single-car garage and have no room to display them. As a pot is finished its numbered, photographed for the site then packed in a box so I can find and retrieve it. My site is linked to a database. Though I update the site by removing pots as I sell them, the database provides a permanent record. Secondly, over the years I've collected clients throughout Western Canada. My website allows me to stay in touch with these folks. I'm a mud-slinger, not a computer person but find I can quite easily maintain my site. Editor

Are your pots cracking?

Handles coming off?

Betty B. may have found you help!

PAPER CLAY.....This stuff makes miracles happen. You may fill cracks you thought would never heal, even on bisque and you might even be able to repair and re-glaze in one step. Paste a mixture of your own clay as a slip and toilet paper, 2 to 1, blend and push into crack. Re-fire the piece.

LANA WILSON's MAGIC WATER.....She says, "I use this instead of slip."

1 gallon water, 3 tbsp. liquid sodium silicate (also called water glass or egg keep), 1 1/2 tsp. soda ash.

LANA's PAPER CLAY: "The best mending for cracks or holes on green or bisque that I have EVER seen is paper clay. I also use it as slip when attaching leather-hard pieces for boxes or drawers".

Use about 1/4 to 1/3 volume of paper linter or toilet paper to 3/4 or 2/3 bone dry clay. Soak the paper and clay overnight in Magic Water (or plain water). The water should be about one inch above clay and paper. I find mixing with a hand-held mixer (like a Braun) is easiest but a blender also works well. Pour off extra water. "I have two jars of this paper clay in my studio. One is slip consistency for attaching. The other jar is soft clay consistency which I use to solve cracks."

SPOOZE.....This recipe uses your own dried clay trimmings. Start with Lana's Magic Water. Add sufficient toilet paper and clay to make a mass thick enough for your purposes.....sometimes quite stiff, other times "gushy". If too "gushy" it can be stiffened with a bit of vinegar or a drop or two of sodium silicate. Refrigerate it to prevent it from smelling. Or add a little peroxide or bleach.

PATRICK HORSELY's "SCORE NO MORE" SLIP & REPAIR PASTE

1000 grams of your clay body in dry form

20 grams Custer feldspar

20 grams Bentonite

20 grams Gum Arabic

1 tsp. liquid Darvan

It is important to disperse the Gum Arabic. Pour boiling water over and add water up to a slip consistency. A blender really helps. Then add liquid Darvan when it is well mixed. Add a tiny bit of bleach to keep odors down.

Poem of the Month – Ratios: A Juggling Act

Three components
will make a glaze.

We can juggle their ratios
in so many ways.

Silica, alumina
add some flux too . . .
it's all in the ratios
as to what they will do.

Juggle their ratios.
What does that mean?
Each glaze is different.
Which one is your dream?

Ratios affect
quite a few factors.
It really depends on
the glaze that you're after.

Glossy or matte,
low, mid or high fire –
find the right ratio
for the glaze you desire.

Glaze fit and color,
stability too,
the ratios determine
what each glaze will do.

All of these factors
require different amounts.
Juggling the ratios
is tantamount.

Raising the alumina
by increasing the clay
will create a matte glaze . . .
but that's only one way!

Excess alkaline earth flux
can make it turn matte –
do cool it slowly
if you like that!

So excess calcia
strontia too,
magnesia or baria
can bring matte to you.

Very low silica
also will matte.
But if it's for food surfaces,
please don't do that!

If sculpture is
your kind of clay,
tweaking a glaze
can make your day.


But if dinnerware
is what you do best,
stable and craze-free
are glazes to test.

It's all in the ratios
of three main components –
you too can become
a juggling proponent.

© Chic Lotz
www.PotteryPoet.com
Chic@PotteryPoet.com

Sticky Fingers & the 3rd Dimension

Aug. 29– Sept. 16, 2012
Wed.-Sun., 12 - 5 pm
Meet the Artists:
Sat., Sept. 1, 2 - 4 pm



"Sculptures in Clay"
John Woods
Heidi Roemer
Gwen Greenwood
Fern Walker
Gayle Millbank
Maureen Woodward
Peggy Frank

"Guest Artist"
Sean Clayton

Coast Collective Gallery at Havenwood at Esquimalt Lagoon
3221 Heatherbell Road, Colwood
250.391.5522 - www.coastcollective.ca

EarthWord Creative

— development services for artists & writers —

contact Deb Clay
design@earthwordcreative.com

⇒ consultation and information to create a presence on the web
⇒ custom website design and implementation including WordPress
⇒ Web, Print & Muse Services

Visit
www.earthwordcreative.com

ADVERTIZING RATES

Business card size (2" X 3 ½") :
\$10 per issue
or
\$75 for 10 issues

Quarter page ad (3 ½" x 4 ¾") :
\$20 per issue
or
\$150 for 10 issues

Sale announcements, events, classified ads:

FREE

contact editor at:
eartharts@me.com

Guild at a Glance

... is the newsletter for the South Vancouver Island Potters Guild.

It is published monthly, September through June, and is available on line at: www.victoriapotters.ca

Articles and items of interest to members are welcome and will be included as space permits. Items for inclusion are best emailed to the editor, Louise P, at: eartharts@shaw.ca

SUBMISSION DEADLINE

The earlier submissions are received, the more likely there will be room to include them. Our meetings are held the second Monday of each month. Be kind to the editor, please send items for inclusion before the

FIRST MONDAY OF EACH MONTH

Newsletter Staff

program writer: Heidi R. 250-479-6470
editor: Louise P. 250-655-3811



Victoria Clay Art

654 Burnside Road W.
Victoria BC V8Z 1M8
250 384-3831
vcart@shaw.ca

We're now stocking heavy duty canvas from Pakistan. Great for making wareboards or wedging tables. \$8.95 per yard.

Custom wareboards are available as well, call for details.

Dirty Girl pottery tools available including foot fetish, wiggle wire and oak angle wood tools. These make great stocking stuffers.

We have tea pot handles from England, finest quality cane sized from 3" to 8". Great selection, priced from \$5.75 to \$12.95 each.

Great new items in stock for texture on clay such as: Amaco rollers, Mayco designer stamps, wooden rollers, star cutters, ribs, haxe tool, paddles, alphabet and number stamps, rasps, slip trailers, etc.

Vancouver Island Potters Supply

Your top source for pottery supplies on Vancouver Island

Now 4 convenient ways to shop!

In person Monday to Friday 9 am- 4 pm

By Phone 250-248-2314

Email vipsclay@hotmail.com

Fax 250-248-2318

Visit our website at:
www.pottersupply.com



#2 1009 Herring Gull Way
Parksville, BC, V9P 2N1
**Open Monday to Friday
9 am – 4 pm**

When you shop

**PLEASE MENTION TO
OUR ADVERTISERS**

that you saw their ad
in the
**Guild
Newsletter!**

Discovery Art Travel



**Ceramics Excursions
with Denys James**

**Crete/Greece
Morocco
Myanmar
(Burma)**

www.denysjames.com

TEL: 1-250-537-4906

In Just Under the (potter's cutting) Wire

As Editor I'm *always* urging you all to submit items PRIOR to the first Monday each month so I can concoct the newsletter without being 'under deadline', have time to make it the best I can and even ask for help in pre-reading it for errors (thank you Betty B.).

But ... life intervenes. This is the first newsletter after a busy summer for us all, I chose to take my holiday at the end of August / early September ... and ... the 'first' Monday of September was actually August 31st.

So ... I'm adding a page that is a jumble of everything that came to me near or after the deadline.

In future, PLEASE be kind to your Editor - submit items – and submit them well in advance of the deadline (which is the first Monday of each month). Thank you Louise

Something to think about:

"I do not expect the Guild to do anything for me without my doing something for it. The belonging to and enjoyment of the Guild imposes duties, which I accept."




David Lambert, potter,
1980 Reflections in Retrospect '80 catalogue

submitted by Penny J.

POTTERY HANDBUILDING

Workshop Retreat with Sandra Dolph

10:00am - 5:00pm Daily *Galiano Island, B.C.*






CEDAR GROVE POTTERY STUDIOS & GALLERY


OCTOBER 10th - 14th, 2012

\$425 plus \$50 course supplies, firing and shipping. Lunch is included.

For more information about the retreat/workshop, plus accommodation possibilities and info about the island and it's amenities, contact Sandra at sandradolph.1@gmail.com



Join us for daily morning walks in the forest and along the beaches of beautiful Galiano Island in Canada's Pacific Northwest. These ramblings in nature will supply us with found natural treasures that we'll use in the pottery studio to make sculptural pots for garden and flowers, plus wall reliefs. Shells, foliage, seed pods, bark, pebbles: It's all useful tools for our artwork. We'll explore different handbuilding techniques as well as colored finishes.



This retreat/workshop is open to beginners as well as experienced artists. Class size is limited to 10 participants.

Sandra Dolph is a well-known potter from the Northwest and has been making pots, sculptures and wall reliefs for 40 years. She's an active teacher of clay, and has given many local and international workshops. Her work is in numerous galleries in Vancouver and Seattle and Japan, but her main locale for selling is right here on Galiano in her studio gallery.

www.sandradolph.com

from Helen Hughes

Souper Bowls of Hope

If you are cleaning out your studio and find extra pots, please remember that the Souper Bowls of Hope is happy to take the "extras", even seconds! Or if you are making pots, please make a few more to help the cause. The "cause" is to help youth who are at-risk and need assistance to have a better future through the Youth Empowerment Society. The Bowls event take place Tuesday, October 30, from 11 AM to 1:30 PM at the Inn at Laurel Point. Bowls or other pottery donations can be brought to the Tuesday October 9 meeting of the Guild. If you wish a pick-up or more information, phone Helen Hughes at 250 – 361–1291 or hh456@shaw.ca

The Empress, the Russian, Youtube and a Movie Star

Once again I participated in Artishow , spending time in the lobby of the Hotel Grand Pacific and planted on the lawn of the Empress. As always the best part of my experience is the people I met. Fellow potters and visitors from all points of the compass would stop to chat, share their clay adventures and take photos. Usually only a couple of photos, usually with kids, but one day a visitor asked if he could video as I threw a pot. I agreed and uncomfortably worked as he followed me around for 30 minutes. That was it - until many months later my children informed me that I was on youtube! Surprise! Be careful what you do in the lobby of a hotel.

On a different day, I was working at the wheel, when a very pretty woman stopped by to talk to me. She told me that she really liked my teapot and then told me a story about her 50th birthday celebration at a potter's studio in California. The potter served her and some close friends dinner with wine followed by time in his studio. They all made something special. As she was telling me this story, I kept thinking that I recognized her but I didn't know anyone with a southern accent like hers. She left saying she may be back for the teapot. As soon as she left a young man from the lobby ran over and asked me who I was talking to - who was the famous movie star. He found her photo on his smart phone and showed me that I was talking to Andie McDowell -who was born in South Carolina thus the accent. The concierge confirmed that she was staying at the hotel as she was working on a film in Victoria. Alas she didn't come back.

But - anytime someone looked the teapot I would tell my story of the movie star. Much later, on the lawn of the Empress, a young woman bought the teapot . Of course, I started to tell the story. I was well into the story when she stopped me and asked if she could buy the teapot or not! Then I noticed her accent and asked where she was from - Russia - no wonder my story made little sense! She bought the teapot for her grandmother in Russia. What stories might be told at her Grannies as tea is brewing!

submitted by Nancy A.

Visit the Art Gallery of Victoria

Back to the Land Ceramics from Vancouver Island and the Gulf Islands 1970-1985

October 5th 2012 through February 3rd 2013
Curated by Diane Carr in the Pollard Gallery

This show presents the work of 31 ceramic artists working on Vancouver Island and the Gulf Islands in the 1970's and 1980's – including Gordon Hutchens, Larry Aguilar, Pat webber, Wayne Ngan, the Groves, Izzy Osborne, Walter Dexter, and **Tobias Tomlinson**.

The exhibition emphasizes the 'back to the land' movement of the early 1970's as the impetus for the explosion of ceramic activity in this region.

... and finally ... **BEFORE** the end of September

Support Upcoming Clay Artists

vote for your favourite of 5 Canadians at:

<http://www.gardinermuseum.on.ca/exhibitions/rbc-emerging-artist-2012>

submitted by Nancy W.