

Guild at a Glance

South Vancouver Island Potters' Guild meets the 2nd Monday of the month at 4733 West Saanich Road, Victoria

March 12, 2012

www.victoriapotters.ca

Volume 13, Issue 7

February's Meeting

What a pleasure to meet Judi Dyelle. Accompanied by many photos, Judi told her story - her journey to become a renowned porcelain artist.

Judi grew-up in Sault Ste. Marie, Ontario. At age 7 she made her first pots. These were made from clay unearthed from excavations for the foundation of the new homes in her neighbourhood. The pots were sun-dried and laid out for sale on a board. The family moved to Regina, where Judi, now in high school, was fortunate to have access to a fabulous art program.

After graduation Judi attended Ontario College of Art in Toronto. She started with drawing and painting courses but quickly transferred to study ceramics. She was already exploring the limits of the clay - experimenting with size and combining hand built and thrown pieces in novel ways.

In third year Tatsuzo Shimaok from Japan visited the College. This visit was life changing for Judi. Following graduation she applied for and received a Canada Council Grant enabling her to study with Shimaok in Japan. She observed the traditional ways of working as a potter in Japan. Importantly, she discovered porcelain clay. After the birth of her first child in Japan she returned home and worked in Toronto, Vancouver and Montreal before finally coming to Victoria in 1984.



The next Guild Meeting is

TUESDAY

(note change of day)

April 10th

**7:30 St. Michael's
Anglican Church**

4733 West Saanich Road


***Don't forget
the Raffle !***



Judi talked about working with different clays and ways of firing.

She expressed her delight in 'playing with shape' and that design is the most important part of the process for her.

... continued on next page





Judi finished this portion of her talk sharing ideas and techniques and showing samples of her work.

Following her talk Judi showing us a clip from her video on throwing porcelain clay. She stressed how important it is to know your clay - to continually play with it. Porcelain is the most finicky of clays - requiring gentle touch when throwing and constant attention when drying. Judi's advice to us was "... to find the right tools and find the right time".

Thank you Judi!

text and photos submitted by Nancy Alexander

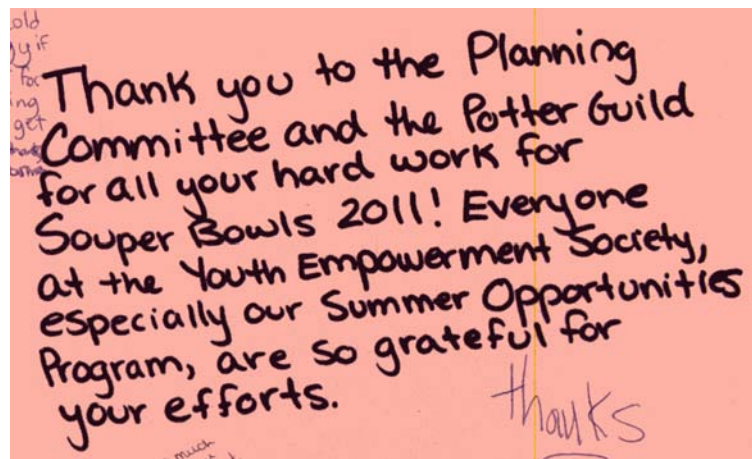
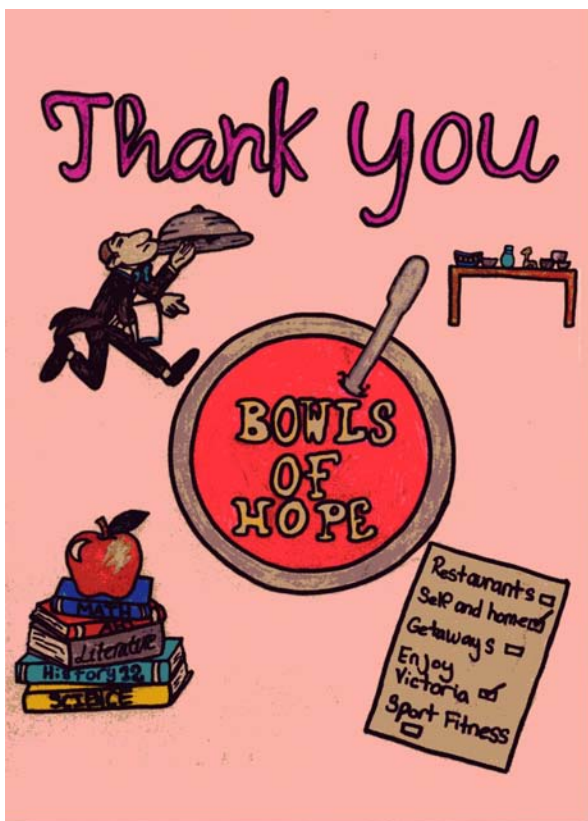
Souper Bowls of Hope

At our last meeting, Helen Hughes reported on Souper Bowls of Hope (Bowls) which was held November 8, 2011. This very worthwhile (and even more fun) event is becoming a Victoria tradition – celebrating its 14th year in 2011!

The contributions by the South Vancouver Island Potters Guild and the Salt Spring Island Potters are an essential part of the success. The high quality of the Guild members' bowls GREATLY IMPRESSED the 600 guests each of whom eagerly took one home! Larger pieces of pottery, showcasing the creativity talent of the potters are sold either by set price or by auction. An income tax receipt is issued for the donations.

The funds from the Bowls are used to augment the services of YES which are for youth 12 – 18 years. Programs include the Kiwanis Emergency Youth Shelter, mental health worker, detox, assisting in family conflict, getting youth back to school, life skills, Alliance Club drop-in from 3 – 9 PM each day (includes supper, counselling, recreation) and medical clinic. All programs are free to youths and their families or caregivers.

For those who may not know, many Guild members have made and donated bowls, some have also helped at the event itself – its a bit of a 'pet project' of our group. Betty Burroughs and Helen Hughes have consistently made contributions well beyond expectations . **WELL DONE EVERYONE !**



The card Helen brought to the last Guild meeting is a reproduction from an 18 X 24 inch card drawn by a 16 year old female, M K , who uses the services of the Youth Empowerment Society. She drew it unsolicited and had other youth sign to thank all who contributed to the Bowls event.

At April's Meeting – Salt Firing with Sue Taylor



My name is Sue Taylor. I've been living in Merville B.C. for the past 20 years. I've been passionate about making pots since first emigrating to Canada almost 40 years ago!!

Life has evolved and so have my pots, I have been much influenced by 2 British potters, one year studying with Wally Keeler in Bristol, England and then at the Shadbolt with Jane Hamlyn.



After studying with Wally, on return to Canada my husband and I built my salt kiln and I have been a dedicated salt firer since then. There is much to learn and that is a life long journey, and I am very happy to share the knowledge of making, firing and decorating my salt fired pieces.

Poem of the Month – Alkaline Earth Fluxes

The "alkaline earths"
are flux type number two.

Glossy or matte
they can bring to you.

Calcia and **magnesia**
are never a bore . . .
strontia and **baria**
that brings us to four.

Let me remind you
again and again . . .
its a matter of ratios,
so let us begin.

With smaller amounts
and moderate too . . .
a glossy glaze
they can bring to you.

But excess amounts
can make it turn matte.

Do cool it slowly
if you like that!.

"Where to find **Calcia**?"
you might ask.

Whiting, wollastonite
wood or bone ash.

Gerstley borate, dolomite
or many a frit
lots of the minerals
have some of it.

Magnesia is found
in talc and dolomite.
And magnesium carbonate
can be a delight!

Excess magnesia
can be lots of fun
Crawling and cracking
is what can be done.

Use strontia and baria
in their carbonate form.
They create special colors
that are out of the norm..

Excess amounts
of alkaline earths
might change the color
which could be its worth.

Raising magnesia
in a simple line blend
turns cobalt to lilac
which you might intend.

They do add hardness
and durability to glaze.

Alkaline earths
are sure to amaze!

© 2005 Chic Lotz
www.PotteryPoet.com
Chic@PotteryPoet.com



This month:

Creating a Web Presence

There are a number of free services available for website creation. One of the most popular is WordPress (WP). WP started as a blogging tool and has developed into a tool that can create an entire range of web page styles. "Blog" is a short form for "web log" which basically is a "personal journal" but WP gives you the freedom to show as well as tell.

WordPress.com says "You can get a blog started in less time than it takes you to read this sentence" simply by signing up with an email address. It's true and it is a good way to practice putting your self and your art on the web.

If you are unsure of your ability to work on your own site, WP has a lot of information on how to work behind the scenes on setting up your blog, choosing a theme, uploading photos etc. It's a great place to experience the way it works. There are limits with the WordPress .com approach though. No design customization beyond the themes they offer and no technical customization that some sites might require. It also places ads on your site. (You can remove the ads from your site for a fee.) Then there is the possibility that the site won't grow with you though the WP team states they have services for hire to enlarge or move your site to your own .com host. If you want more control with WordPress you can buy your domain name, site hosting and install the WP system to your website. You can then choose from free and for-a-fee WP templates to get the custom look you want. (See wordpress.org) The drawbacks to this? You will need to pay for web hosting (\$6 to \$9/month) and a domain name (sometimes included with hosting or purchased separately (\$10 to \$25/year) and someone to customize and provide maintenance, back-ups and security to your site. This is often the choice of people who don't want to do it themselves but want a individual and unique look for their website and complete control in terms of growing a website and a person/company to make it happen for them.

There are many, many other ways to have a web presence. Facebook lets you create a business page where you can show your art, advertise classes, sales etc. Twitter gets you talking (in 140 characters or less) about your work. A classic hosted website lets you develop and grow your art business and your client list. All of it takes work and dedication.

So where to begin if you want a web presence? If you are a member of SVIPG you can take advantage of a member page - one page with 3 to 8 photos, a bio and a way to contact you. Free with your membership. And/or build a site with WordPress and then cultivate online connections. Don't want to spend the time learning best web practices? Hire a company or individual to do it for you. You still have to provide photos and text (bio, artist statement etc) but in the end it will create a space for you on the web and a presence.

Next month: an overview of social media

Thoughts? Questions? - If you have any questions you would like answered here please email them to design@earthwordcreative.com - **Deb Clay**

Did you know?

STONEWARE derives its name from the stone state from which clay originates. Clay that vitrifies at or near 2195 degrees F (above cone 5-ish) returns to the stone state, hence the name STONEWARE.

Its nice to know SOME things actually make sense Ed.

Upcoming Events

CALL to participate in the Clothesline Art Show at Coast Collective August 19th 11am – 4pm



Groups are invited to show & sell their work for a group fee of \$30 plus 20% of sales.

Susan Whitman is willing to organize a Guild group.

For more information call her at 250-748-9670 or email susan@mirasolstudio.com

spring + summer classes

We are pleased to introduce
our spring and summer line up
of classes + workshops

For a complete list of classes,
course descriptions + registration
please visit our website at...

www.blackbirdstudios.me



Northern BC Clayfest August 9-11, 2012

Linda Doherty



Rob Froese



Fredi Rahn



Simon Leach

Prince George, BC

early bird price \$175

Information: <http://pgpotters.ca/index.php/clayfest-2012>

Registration: <http://pgpotters.ca/index.php/register>

ORTON CONE BOX SHOW

2012 International Juried Show & Exhibition

DEADLINE FOR ENTRY JUNE 18, 2012

- maximum 2 entries per person
- work must be 50% clay
- entry fee is \$35 US
- each piece must fit in a Large Orton Cone Box (3" x 3" x 6")
- all pieces must be for sale & no more than \$200 per piece

For more information & entry form:
<http://www.coneboxshow.com/entry/>

Upcoming Events

Teaware from the Edge Workshop

Presenters: Jeff Shapiro, Richard Milgrim, Inayoshi Osamu & Rob Fornell

Saturday March 31 2-8 pm &

Sunday April 1 10 am – 4pm

(Following the NCECA Conference)

Early registration \$165, after Feb. 24th \$190

Information & Registration: **Rick Mahaffey:**
rmahaffey@tacomacc.edu or
253-566-5260

Tacoma Community College, Building 5,
6501 South 19 St., Tacoma, WA 98466

Ceramics in China

... a comprehensive study opportunity.

Summer Semester 2012

May 24 - June 30

6 Credits: Graduate or Undergraduate

or

Fall Semester 2012

September 7 - December 14

(Dates and prices may vary slightly)

12 Credit Hours: Graduate or Undergraduate

Information & application:

http://art.ccarts.wvu.edu/international_programs/china_program

Adult Programs Spring & Summer 2012 at the Shadbolt Centre

Registration for Spring & Summer 2012 adult programs begins March 1.



Teapot by Vince Pitelka

The Art of Crystalline Glazing

Instructor: Linda Doherty
\$173, 8 sessions, Barcode 265552
Sundays, 10am-1pm, Starts April 15

Daytime Pottery

Instructor: Vin Arora
\$161, 8 sessions, Barcode 263782
Mondays, 10am-1pm, Starts April 16

new! Naked Raku Plus More

Instructor: Linda Doherty
\$189, 7 sessions, Barcode 264830
Tuesdays, 10am-1pm, Starts April 17

new! Cheers! Making Clay Drinking Vessels

Instructor: Jay MacLennan
\$161, 8 sessions, Barcode 265550
Wednesdays, 10am-1pm, Starts April 18

new! Throwing – Level 2

Instructor: Fredi Rahn
\$161, 8 sessions, Barcode 263794
Wednesdays, 7-10pm, Starts April 25

new! Figure & Surface Treatments: Clay Relief

Instructor: Debra Sloan
\$61.75, 2 sessions, Barcode 267735
Mondays, 6-10pm, Starts May 7
Includes model

Wood/Soda Firing Workshop

Instructors: Linda Doherty & Jay MacLennan
\$223, 4 sessions, Barcode 265543
Thursday, Friday, Saturday, Wednesday
Times vary, Starts May 10

new! Developing Ceramic Surface

Instructor: Vince Pitelka
\$370 earlybird, \$390 after June 1
5 sessions, Barcode 263905
Wednesday, Thursday, Friday, Saturday, Sunday
9am-5pm, Starts July 18

Call Shadbolt Centre at 604-291-6864

or register online: burnaby.ca/webreg

Programs cover all ages and skill levels. Prices do not include tax.



shadboltcentre.com

shadbolt centre for the arts

Discussion Group with Mary Fox April 15th 2012 At her studio in Ladysmith

Contact Mary for more information: <http://www.maryfoxpottery.ca/>

<http://www.facebook.com/MaryFoxPottery>

CLAYWORKS POTTERY SHOW & SALE

MARY WINSPEAR CENTRE
2243 BEACON AVE. SIDNEY, BC

****FREE ADMISSION****



FRIDAY, MARCH 16
5 – 9 PM **RECEPTION**
EVERYBODY WELCOME!



SATURDAY, MARCH 17
10 AM – 4 PM



SUNDAY, MARCH 18
10 AM – 4 PM



FEATURING CERAMICS BY:

ESTER GALAC - MEIRA MATHISON
BETTY BURROUGHS - DEBBIE ELKINS
SANDRA DOLPH - LORRAINE KUPFER
LARRY AGUILAR - ANDRE GOGOL
BETH MCMILLIN - TONY MOCHIZUKI
LAURA GOSNELL - CORI SANDLER
LINDA PHILLIPS



APPRENTICESHIP OPPORTUNITY

Sandra Dolph is again seeking an apprentice for mid-May/June-August. This is a non-paid position, but a small apartment, studio space, and daily throwing instruction is traded for work in the gallery and gardens. email for more info: sldolph@telus.net

Sandra Dolph

Galiano Island, BC Canada V0N1P0

www.sandradolph.com

OPPORTUNITY FOR A LIFESTYLE

Lois Ireland has created a clay haven in Old Town Ladysmith ... it needs a new potter as she is ready for different challenges!

Down the garden path ...

There is a wonderful 500 sq ft studio with heat and water, 8 ' glass doors and windows on all sides. Under separate cover a propane fired gas car kiln, and a building for glaze materials and storage. The studio is well equipped with a Brent wheel, a 7 cu ft Cone art kiln with Digitry computer, a slab roller, an extruder, a ware cart, lots of shelves and beautiful light.

The house is 1000 sq ft with extremely colourful decorating! To weed out the timid the house is pink with blue and orange trim! The upside of this is everyone knows where you live ... just hang out a shingle!

The large kitchen is ready for cooking and there is a island covered in hand painted tiles to accommodate your family and friends ... new fridge, glass topped stove ... lots of open shelving filled with wonderful pots gathered by a discriminating collector! The living room has new eggplant furniture and lots of artwork. There is one studio/bedroom ... 10x20 and the sunroom also can accommodate a queen size bed. The spa bathroom is there to sooth your tired muscles at the end of a day's potting ... 6' claw foot tub and a separate double shower! The covered front porch is 8'x20 and holds two rocking chair for your pre-dinner libations ... i actually live on the front porch from about June to October when I'm not in the studio!

The previous owners lived here for 60+ years and he was a gardener so everything is well established. The plum and cherry trees are prolific.

I would prefer to sell my **house furnished with a fully equipped studio and including the gas kiln for \$360,000.**

This would allow someone to pack their suitcase and personal tools and not deal with a moving bill!

If this doesn't apply to the new owner I am happy to accommodate their needs so **no kiln, no furniture, no studio equipment \$309,000**

We can negotiate the differences to our mutual satisfaction!

Or ... available for rent for July 1 at \$1200 per month

(as I really need another road trip). This does NOT include the gas kiln - firings would be extra and only when I am present due to insurance issues!

Please pass this on to any clay people who might be interested!

Creatively yours,

Lois

250-245-0243

Your 2011-2012 Executive

President	Penny J.	1+250-715-1403
Vice-Pres	Nancy W.	250-479-3524
Secretary	Farida M.	1+250-733-2161
Treasurer	Linda V.	250-479-5966
Archivist	Fern W.	250-744-1096
Library	Helen P.	250-383-5808
Membership	Betty B.	250-382-0974
Newsletter	Louise P.	250-655-3811
Webmaster	Deb C.	dclay@shaw.ca
Program Coordinators:		
	Helen P.	250-383-5808
	Rosemary N.	250-477-7032
	Muriel S.	250-652-5494
Raffle	Ester G.	250-658-4523
	Tobias T.	250-383-3893
Coffee	Priska S.	250-642-7422
	Nancy W.	250-479-3524



Victoria Clay Art

654 Burnside Road W.
Victoria BC V8Z 1M8
250 384-3831
vcart@shaw.ca

We're now stocking heavy duty canvas from Pakistan. Great for making wareboards or wedding tables. \$8.95 per yard.

Custom wareboards are available as well, call for details.

Dirty Girl pottery tools available including foot fetish, wiggle wire and oak angle wood tools. These make great stocking stuffers.

We have tea pot handles from England, finest quality cane sized from 3" to 8". Great selection, priced from \$5.75 to \$12.95 each.

Great new items in stock for texture on clay such as: Amaco rollers, Mayco designer stamps, wooden rollers, star cutters, ribs, haxe tool, paddles, alphabet and number stamps, rasps, slip trailers, etc.

ADVERTIZING RATES

Business card size (2" X 3 1/2") :
\$10 per issue
or
\$75 for 10 issues

Quarter page ad (3 1/2" x 4 3/4") :
\$20 per issue
or
\$150 for 10 issues

**Sale announcements, events,
classified ads:**

FREE

contact editor at:
eartharts@me.com

Guild at a Glance

... is the newsletter for the South Vancouver Island Potters Guild.

It is published monthly, September through June, and is available on line at: www.victoriapotters.ca

Articles and items of interest to members are welcome and will be included as space permits.

Items for inclusion are best emailed to the editor, Louise P, at: eartharts@shaw.ca

SUBMISSION DEADLINE


The earlier submissions are received, the more likely there will be room to include them. Our meetings are held the second Monday of each month. Be kind to the editor, please send items for inclusion before the

FIRST MONDAY OF EACH MONTH

Newsletter Staff

program writer: Nancy A. 250-479-8559
editor: Louise P. 250-655-3811

Discovery Art Travel



**Ceramics Excursions
with Denys James**

**Crete/Greece
Morocco
Myanmar
(Burma)**

www.denysjames.com
TEL: 1-250-537-4906

EarthWord Creative

— development services
for artists & writers —

- ⇒ consultation and information to
create a presence on the web
- ⇒ custom website design and
implementation including WordPress
- ⇒ social media assistance
- ⇒ print design & formatting from
postcards to books and eBooks

— contact Deb Clay —
design@earthwordcreative.com
www.earthwordcreative.com

When you shop

**PLEASE MENTION TO
OUR ADVERTISERS**

that you saw their ad
in the

**Guild
Newsletter!**

Vancouver Island Potters Supply

Your top source for pottery supplies on Vancouver Island

Now 4 convenient ways to shop!
In person Monday to Friday 9 am- 4 pm
By Phone 250-248-2314
Email vipsclay@hotmail.com
Fax 250-248-2318

Special Offer
50% Discount on Shipping Charges
for orders over 450 lbs
now only \$40.00 for SVIPG members

Visit our website at:
www.pottersupply.com



#2 1009 Herring Gull Way
Parksville, BC, V9P 2N1
**Open Monday to Friday
9 am – 4 pm**