

# Guild *at a* Glance

South Vancouver Island Potters' Guild meets the 2<sup>nd</sup> Monday of the month at 4733 West Saanich Road, Victoria

June 9, 2014

[www.victoriapotters.ca](http://www.victoriapotters.ca)

Volume 15 Issue 10

## May's Meeting – MARY FOX – 'Mission to Inspire'

### **MISSION ACCOMPLISHED !**

We all know of Mary Fox and have admired her beautiful and distinctive art. Mary, as an inspirational speaker, may be new to you. Just as skillfully as she molds and shapes her clay she tells her story. We get a sense of the person behind the art, the dedication, determination and curiosity.

Her journey begins in Grade 10 with a teacher and an opportunity. Clay is her "first love" and she has been faithful. Every opportunity to develop her skill was embraced with enough success to decide to pursue pottery as a career. Mary emphasizes how important practice and repetition are to achieve success.

She set up a studio and sold at craft shows, adapted and made a living. But the creative soul is not so easily satisfied. Joining with Miles Lowry, a former classmate, she has her first show. She makes the forms that Miles paints. This is a jumping off point where experimentation becomes embedded in her process. She is continually adapting and changing glazes, ways of applying and firing methods.



*Continued on page 2*

Mary says that when "jammed up [one should] stop, look around, copy, go forth and do it!" She suggests looking at the pieces you like, they will make you inspired to work. Mary says not to worry if you begin by intending to copy – the result will always be different than the original - you'll become energized by doing and learn much in the process.

In addition to identifying how she stays inspired, Mary has had to balance the creative with the practical. BC Hydro doesn't care much if you've just been in the grips of the muse, they want their bill paid. When Mary began, each month she would produce functional work for 3 weeks and decorative pieces for 1 week. This ratio has reversed as she has developed her skills and her market.

The functional work, too, can become inspiring if you pay attention to it. Thinking

***Have a GREAT summer!***

**The next Guild Meeting  
will be**

**September 8, 2014**

**We meet at:  
7:30 at St. Michael's  
Anglican Church  
4733 West Saanich Road**

***Don't forget the  
Raffle !***



about what makes functional pieces successful can lead to an appreciation of making objects intended to be used – and the bills get paid too. One example is the 'Peasantware' she makes (see centre photo above) – simple, elegant shapes in pottery that is unglazed on the outside, but glazed on the inside. It works really well in the cooking process and, with use, the outside acquires a smooth patina that both comes from and invites handling.

She has always kept the "cream", her best pieces, because when they were made she couldn't let them go and couldn't get the price she felt they were worth. She says you need to please yourself first. Ask yourself, "What are you doing for yourself in your work?"

Mary is self-taught and fearless in trying new techniques. She looks at her work critically, re-examining and changing. Her chalices are sprayed and dipped, and fired multiple times. She justifies her losses and the cost of her process by telling herself "I never paid for art school". The result? The stunning vessels we think of when we hear her name.



*"If you are not risking; you are not growing."*  
Mary as inspirational speaker was brilliant. Her humor kept everyone smiling and her energy and enthusiasm sent us home with creative juices flowing.

Thank you, Mary!

text submitted by Nancy A. photos from Mary Fox's website

## TIP – Making Non-Vitreous Pottery More Water Proof

This question was posed on Clayart recently and several potters responded:

Question....how do you make some vases hold water, e.g. raku or just unvitirified clay?

Answers (1) I've had good results using Quikrete Concrete Bonding Adhesive and following the primer application directions on the back, which is to dilute it with 2 parts water. It's water-based so easy cleanup. Use it inside and outside the vase. You can wax over it if desired.

(2) Seal the piece with acrylic spray, bees wax, floor wax or a sealer if you prefer. I like Krylon Acrylic Crystal Clear. It can usually be found at hardware stores that carry Krylon products. Wear a mask when spraying.

*Continued on page 3*


(3) I have used a sealer on my pit fired pots and they will hold water for flowers. Also, painted on the outside, will keep the smoke-fired colours from fading as well. Could be used on raku. I cut the liquid material **WeldBond** with a lot of water to the consistency of skim milk. It immediately soaks up into the absorbent clay with just a slight satin sheen. I paint or pour it over the outside of the object to seal the pit-fired colours and they remain the same for years. If you mix it a little stronger, there may be a higher soft sheen. I have found other materials like floor acrylic to show brush marks and a false shine. The old milk trick leaves a "pantry" odour on the work after a while from the soured milk. The WeldBond cement adhesive is the best I have ever used and it has never failed me. Be sure to wipe up any drips as they will show. Some potters have used two or three coats which would give a higher satin sheen. The cost of this material is very affordable as an 8 oz. bottle only costs under \$10 and goes a long way. You can find it at hardware stores or on the internet.

submitted by Betty B.

So ... What do **YOU** think? What's worked well for you? What would you advise against using? – Ed.

## MEMBER'S RECENT & ONGOING EVENTS




Spring / Early Summer is our second busiest time of the year and SVIPG members have been busy! Here are just a few of the things we've been up to. Ed.






**Fired Up!**  
Contemporary Works In  
**CLAY**

**Celebrating 30 Years**  
**"A Toast to Clay"**

**SCHALLER GALLERY**

**CATHI JEFFERSON**  
*A Passion for Nature*

Her passion for nature is expressed through her pottery as she "feels a deep connection to the fathomless energy and beauty in nature and I want to maintain this sense with clay."

[Find your Passion for Nature](#)

**SCHALLER GALLERY**  
 210 State Street - Saint Joseph, Michigan 49085  
 269.983.7404

## SVIPG Workshop with Bob Kingsmill

On Saturday, May 31<sup>st</sup> the South Vancouver Island Potters Guild sponsored a demonstration workshop with Bob Kingsmill. Although many of us encountered Bob last March at the Clay Symposium in Burnaby (where the crowds around his demonstrations made seeing anything difficult) or know him from his Granville Island studio, Bob is rather firmly rooted in the Okanagan. He initiated the Okanagan's version of 'Fired Up', *The Mission Hall Sale*, more than forty years ago. Each event has always helped local potters get the recognition they deserve. Speaking of deserving – Linda V. (with help from Betty B.) deserves a HUGE vote of thanks from the guild for organizing this time! Actually, everyone there deserves thanks – lunch was great too!

*continued on page 4*

Back to Bob and the workshop.

The 35 + people who were there were treated to watching a master manipulate clay, accompanied by personable and knowledgeable comments – from both Bob and his audience.

From making chickens to carving creatures, the techniques Bob showed us were done with ease, intriguing and eminently transferable to whatever way one works with clay.

Even those who don't manipulate thrown work much learned (or remembered) lots – the stretching of strong imprints when throwing out a slab is but one example.

Guild workshops are a great benefit of belonging to SVIP!

... but I babble, I should remember the quote on Bob's plate



photos by Rachel C. , text by Louise P.

## West Saanich Studio Tour

Last weekend was BUSY for members of the South Vancouver Island Potters Guild. More than a dozen SVIPG folks (some new, some ex-presidents) created a celebration May 31<sup>st</sup> and June 1<sup>st</sup>. Participants in many media – including clay work - may not have made a lot of sales, but thought the day was a success because it was a beautiful time to be outside in the country and the people who came, however they came, were delightful!



In addition to driving or bicycling to the country, guests arrived on horseback to view the festivities.

Thanks to Rosemary N., the event was well publicized. Other folks came because brochures were printed, made prominent at places like mail boxes and signs were put out – enticing city people to follow country lanes.



To mark the 10<sup>th</sup> anniversary at Joy's there was cake served (competition for Ron's sticky buns?).

Sometimes SUCCESS is more about relationships & experiences than \$\$\$

photos by Joy F. , text by Louise P.



## Sue McLeod – My Cloud Creations

My Cloud Creations will be available all summer at the Artisan's Lane of the Gatsby Mansion (in downtown Victoria, across from the Clipper Ferry Terminal). There are 18 permanent kiosks with amazing art and crafts available Thursday through Sunday 12-5 pm.

See Sue's work at – [www.mycloudcreations.com](http://www.mycloudcreations.com), [www.facebook.com/mycloudcreations](http://www.facebook.com/mycloudcreations)

Information about Artisan's Lane can be found at - [www.artisanslane.weebly.com](http://www.artisanslane.weebly.com), [www.facebook.com/artisanslane](http://www.facebook.com/artisanslane)

## Kiln for SALE

- electric Crucible kiln that fires to cone 10 with Dawson KilnSitter and timer
- inside dimensions 23 inches by 18 inches
- price \$400 or best offer

Contact alexander [pottery@gmail.com](mailto:pottery@gmail.com) or  
call 250-479-8559



### ADVERTIZING RATES

Business card size (2" X 3 1/2") :  
\$10 per issue  
or  
\$75 for 10 issues

Quarter page ad (3 1/2" x 4 3/4") :  
\$20 per issue  
or  
\$150 for 10 issues

**Sale announcements, events,  
classified ads:**

**FREE**

contact editor at:  
[eartharts@me.com](mailto:eartharts@me.com)



### Victoria Clay Art

654 Burnside Road W.  
Victoria BC V8Z 1M8  
250 384-3831  
[vcart@shaw.ca](mailto:vcart@shaw.ca)

We're now stocking heavy duty canvas from Pakistan. Great for making wareboards or wedging tables. \$8.95 per yard.

Custom wareboards are available as well, call for details.

Dirty Girl pottery tools available including foot fetish, wiggle wire and oak angle wood tools. These make great stocking stuffers.

We have tea pot handles from England, finest quality cane sized from 3" to 8". Great selection, priced from \$5.75 to \$12.95 each.

Great new items in stock for texture on clay such as: Amaco rollers, Mayco designer stamps, wooden rollers, star cutters, ribs, haxe tool, paddles, alphabet and number stamps, rasps, slip trailers, etc.

# Guild at a Glance

... is the newsletter for the South Vancouver Island Potters Guild.

It is published monthly, September through June, and is available on line at: [www.victoriapotters.ca](http://www.victoriapotters.ca)

Articles and items of interest to members are welcome and will be included as space permits.

Items for inclusion are best emailed to the editor, Louise P, at: [eartharts@shaw.ca](mailto:eartharts@shaw.ca)

### SUBMISSION DEADLINE

The earlier submissions are received, the more likely there will be room to include them. Our meetings are held the second Monday of each month. Be kind to the editor, please send items for inclusion *before* the

### FIRST MONDAY OF EACH MONTH

#### Newsletter Staff

program writer: Heidi R. 250-479-6470

editor: Louise P. 250-655-3811

## Vancouver Island Potters Supply

*Your top source for pottery supplies on Vancouver Island*

**Now 4 convenient ways to shop!**

In person Monday to Friday 9 am- 4 pm

By Phone 250-248-2314

Email [vipsclay@hotmail.com](mailto:vipsclay@hotmail.com)

Fax 250-248-2318

Visit our website at:  
[www.vipotterysupply.com](http://www.vipotterysupply.com)

#2 1009 Herring Gull Way  
Parksville, BC, V9P 2N1

**Open Monday to Friday  
9 am – 4 pm**



## Pottery @ Greenglade Community Centre



Spring & Summer Courses  
& Workshops for all ages  
from tots to 60 years+.

Drop-in times  
also available.



250.656.7271

[www.panoramarecreation.ca](http://www.panoramarecreation.ca)

*... When you shop – please  
mention to our advertisers that  
you learned about them in the  
Guild Newsletter.*

## Discovery Art Travel



Ceramics Excursions  
with Denys James

Crete/Greece  
Morocco  
Myanmar  
(Burma)

[www.denysjames.com](http://www.denysjames.com)

TEL: 1-250-537-4906