

# Guild *at a* Glance

South Vancouver Island Potters' Guild meets the 2nd Monday of the month at 4733 West Saanich Road, Victoria

Jan. 1, 2008

[www.mypottery.com](http://www.mypottery.com)

Volume 8, Issue 5

## PICTURES FROM THE DECEMBER GUILD MEETING



**Don't Forget The Raffle!**

Next Guild Meeting is  
Monday, February 11, 2008  
7:30 p.m. at St. Michaels Hall



Photos by Roger Champagne and Tony Mochizuki

**Upcoming Guild Programs**

**Jan.**—Tobias Tomlinson: Carving/Altering demo.

**Feb.**— Ester Galac.

## SOUPER BOWLS OF HOPE

June and summer are coming! So is Souper Bowls of Hope - a fundraiser in June - held at The Fairmont Empress at noon.

You can make sure the youth have a safe and helpful summer by donating bowls or other pottery or crafts - even seconds are Welcome!

For more information, phone Helen Hughes 361-0217 or email [hhughes@victoria.ca](mailto:hhughes@victoria.ca) and arrange for a pickup when it is convenient for you. Let Souper Bowls clear out your storage space - and start the New Year right!!!

Helen Hughes  
Councillor - City of Victoria  
250 361-0217

Happy New Year to you, Too!! And thanks!



**FLASH! Lloyd-El has a brand new name! From now on it will be "VICTORIA CLAY ART". Watch for the new ad next month.**

## Upcoming events

**BC in a Box ~ Call for Entry Deadline, February 1, 2008** -- Similar to the first BC in a Box exhibit, entry is open to all individual members (limited to one entry per artist) and required to fit specific dimensions: maximum 6"x6"x6". All miniature creations will be included in an inaugural show at the Port Moody Art Centre in March/April 2008. From there 50 pieces will be juried into the travelling exhibit, with non-juried pieces having the option to sell. **As the exhibit moves through BC, each participating community has the option to organize a local show as a complimentary component to BC In A Box.** See Entry form at: <http://www.bcpotters.com/FingerPlay%20Call%20For%20Entry%20Form.pdf>

This was in the Art Gallery Newsletter, and thought some folks would be interested. The 16th Cent. European Tin ware pieces are fabulous, and they have an extensive Chinese & Japanese Export ware collection as well. The classes should be interesting. Cheers Tobias

### **Understanding Antiques**



Register now! Join Patricia Kidd for a ten-part lecture series on English Decorative Arts. The ten 2.5 hour lectures chronologically examine the 16th to the 19th century utilizing pieces from the Art Gallery's permanent collection. Lectures start Tuesday, February 5th until April 15th, 1:00pm - 3:30pm. To register, please call 384.4101. \$165 | \$150 for members. Tea will be served.

The next **Saanich West Studio Tour** takes place on the 10th and 11th of May. We are always looking for artists to join in.

Cost is \$ 25.- for each participant. Deadline: January Questions? phone Heidi at 479-6470

**Estimating the cost of an electric kiln firing**

First of all, look at the specifications for your kiln, particularly the peak amperage, and the voltage. Multiply the amps X voltage to find the Kilowatts (kw). To find kilowatt hours (kwh) divide by 1000.

For example, on my large kiln: 29.3 amps X 240 volts = 7032 kw. Divide that by 1000 = 7.032 kwh.

Now check your BC Hydro bill for the actual cost of one kwh. (On my bill it is \$0.06150). At .0615 cents per hour X 7.032 kwh = \$0.4325.

Now multiply that by the number of hours your kiln is on for a firing and it will give you an approximate idea of the cost of that firing. (In my case, 18.5 hours X \$0.4325= \$8.00). (This will overstate the actual usage because the power is not on 100% of the time during the firing, but it's a good estimate).

However, for a more accurate cost you need to tack on all the extra things BC Hydro charges, like taxes, etc. (but not your 'past due balance', of course! :>)) So, take your total cost of the bill and divide by the total number of kwh you used and you will get the TRUE cost of each kwh.

Betty Burroughs

For those of you who like to plan ahead:

**NCECA 2008** will be held in March in Pittsburgh, Penn.

**NCECA 2009** will be held in March in Phoenix, Arizona



Wood-fired vases by Lynne Johnson Pottery, Courtenay, BC

**YOUR 2007-2008 EXECUTIVE**

<b>President</b>	Nancy Wall	479-3524
<b>Vice-Pres</b>	Pam Wood	642-0638
<b>Secretary</b>	Rachel Coward	721-2976
<b>Treasurer</b>	Cindy Gibson	592-8257
<b>Archivist</b>	Roger Champagne	388-9642
<b>Library</b>	Joy Finlay	479-9833
	Judy Kranjc	642-5368
	Alice McLean	642-3522
	Kyoko Kusano	592-4638

**Membership**  
Betty Burroughs 382-0974

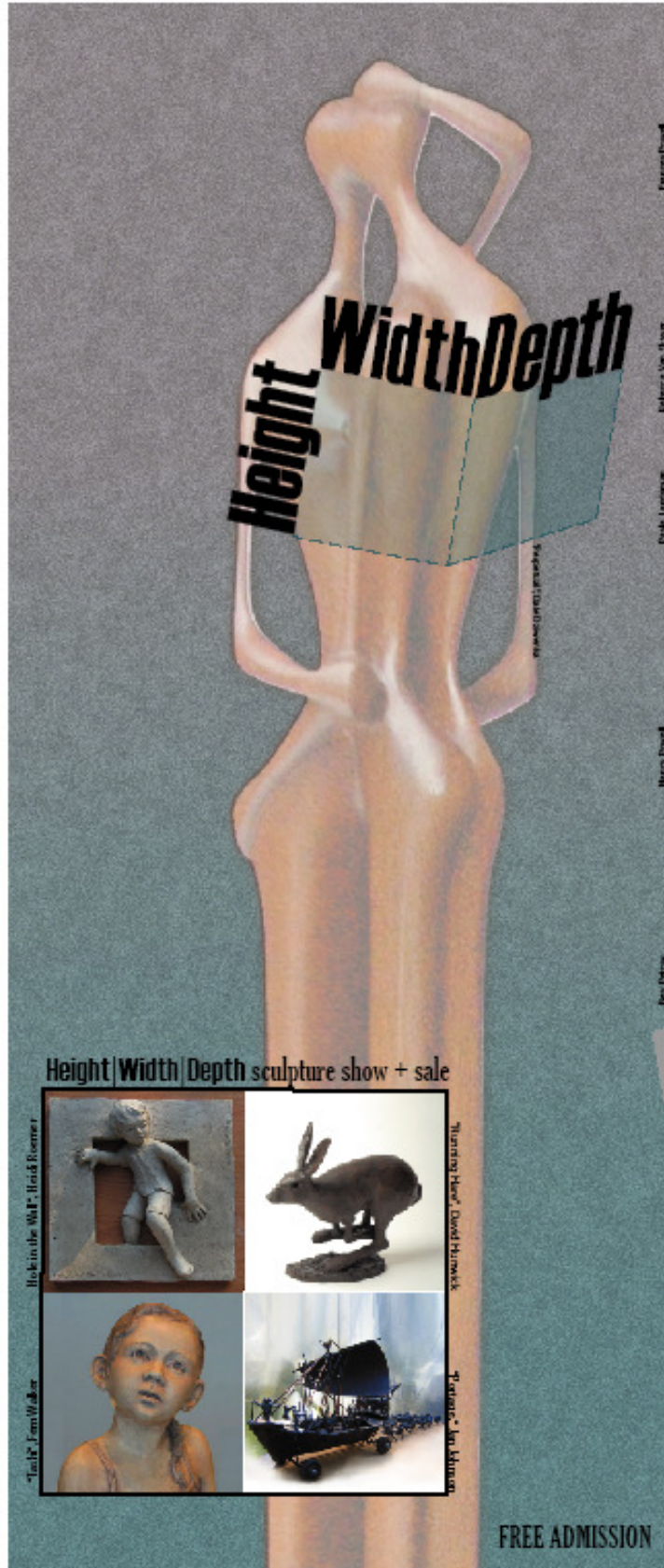
**Newsletter Committee**  
Betty Burroughs 382-0974  
Roger Champagne 388-9642  
Jane McAllister 383-6240  
Tony Mochizuki 474-1532  
Jocelyn Steedman 920-0196  
Caryl Wilford 642-7169

**Program Coordinators:**  
**VACANT**

**Raffle**  
Ester Galac 658-4523  
Tobias Thomlinson 383-3893

**Coffee**  
Betty Fulton

**Directors:** Meira Mathison, Betty Burroughs, Betty Fulton



Frances Powell

Edith van Eerden

Paula Landsman

Nancy Powell

Bev Petow


Hick in the Hat, Heidi Roemer



Running Deer, David Hunwick



Tick, Fern Walker



Tenors, Ian Johnson



FREE ADMISSION

# Height | Width | Depth

PARTICIPATING ARTISTS

- David Hunwick
- Jan Johnson
- Paula Landsman
- Gordon Roy Martin
- Frances Powell Moore
- Bev Petow
- Nancy Powell
- Hiedi Roemer
- Christa Rossner
- Audrey van Eerden
- Fern Walker
- Bob Williams
- and more...

# 2008

### Height

- the most intense part or period of something

### Width

- the quality of covering or accepting a broad range of things; scope

### Depth

- profundity of thought
- extensive and detailed study
- intensity of emotion, considered as a laudable quality



Community Arts Council of Greater Victoria  
 66-1001 Douglas, Sussex Place  
 January 24-30, 2008 • 10-5  
 (closed Sun 27)  
 Opening Celebration  
 Thursday 24th, 7-10 pm

Hui, No’eau Visual Arts Centre on Maui



One of the highlights of our Christmas holiday to Maui, Hawaii, was a visit to this unique destination of the “Hui No’eau Arts Centre. It houses a wonderful Ceramic Studio in an old carriage house, as well as specializing in painting and drawing, print making, photography, jewelry making, woodwork, Hawaiian art and legends, and wonderful Exhibit Gallery.

The Estate with its beautiful gardens, Mansion House and out-buildings were built in 1913, and generously donated to the Community as an Arts Centre in 1978 by the Baldwin Family.

We took a few photos to give you an idea of this lovely spot not far from Kahului, on the East side of the Island, and to show you some of the beautiful pottery in the Exhibition Gallery.

Notice the pottery totem pole in front of the Pottery Studio with some very interesting creations!



Aloha!  
Rachel Coward



## **KITCHEN TOOLS & HOUSEHOLD PRODUCTS for the STUDIO**

There are lots of uses for kitchen tools and other household products in the studio. No doubt every potter has used at least some of these but perhaps they will give others some new ideas. And you probably can add to my list.

- |                            |                                                                                                                                                                                                                                                                                                                         |
|----------------------------|-------------------------------------------------------------------------------------------------------------------------------------------------------------------------------------------------------------------------------------------------------------------------------------------------------------------------|
| Rolling pins               | if they stick to the clay, use a <u>pastry sleeve</u> or the leg from pantyhose or tights to cover the roller.                                                                                                                                                                                                          |
| Potato peelers             | great for bevelling leather hard clay.....old dull ones are fine.                                                                                                                                                                                                                                                       |
| Pizza cutters              | for cutting out shapes for handbuilding, or, cutting around moulds to get rid of excess clay.                                                                                                                                                                                                                           |
| Honey dippers              | work well for rolling grooves into test tiles. Because its end is rounded, with one roll you get different depths of grooves which is great for seeing how glaze looks at different thicknesses.                                                                                                                        |
| Woks                       | use the inside as a slump mould or upside down for a hump mould.                                                                                                                                                                                                                                                        |
| Cookie presses             | great for making small sprigs or lengths of coils.                                                                                                                                                                                                                                                                      |
| Towel rack                 | the kind with three moveable arms.....use for hanging your good brushes to dry or to dry studio towels.                                                                                                                                                                                                                 |
| Silicon square baking pans | use as plaster moulds. There is no sticking, the surface of the mould is smooth and the plaster comes out so easily! Expensive maybe, but worth it! <u>Clay</u> sticks to the silicon so you can make a clay "positive" stick to the bottom of the pan and it won't slip or allow plaster to seep underneath.           |
| Electric blenders          | perfect for mixing small batches of glaze or slip. Never use again in the kitchen, though!                                                                                                                                                                                                                              |
| Electric knives            | for cutting styrofoam for drape moulds.                                                                                                                                                                                                                                                                                 |
| Cheese slicer              | for faceting or cutting decorative rims.                                                                                                                                                                                                                                                                                |
| Dishwashing liquid soap    | before using wax resist or liquid latex resist, dip the brush into the soap then wipe off excess with a paper towel. This will protect your bristles from the wax or latex. If doing a lot of resisting, clean the brush several times and re-treat with soap, then continue. Do this often, especially if using latex. |
| Sieves                     | I use a small one to screen small test batches of glaze.                                                                                                                                                                                                                                                                |
| Slotted spoons             | for stirring glazes.                                                                                                                                                                                                                                                                                                    |
| Nail brushes               | good for scrubbing glaze through a sieve.                                                                                                                                                                                                                                                                               |
| Dental floss               | works perfectly for notching rims.                                                                                                                                                                                                                                                                                      |
| Flour or corn-starch       | keeps your stamps from sticking to clay. These will burn off in the bisque and won't affect the glaze like talc or silica.                                                                                                                                                                                              |

Also....plastic wrap, cookie cutters, bamboo chop sticks and skewers, whisks, basters, dishpans, meat tenderizer mallet (for texturing)....and I am sure you can come up with others!

Betty Burroughs

**KELOWNA CLAY FESTIVAL 2008** August 8th - 12th  
at the Rotary Centre for the Arts in Kelowna, BC

**Guild members: Please let one of the executive know if planning to attend, as we still need 2 more people to meet the "Group of 5" reduced Festival Pass Fee of \$150. To be registered for one of the popular Hands-On Workshops is an extra \$175, and with only 18 spaces available in each of the workshops, registering early for these is necessary. [www.kelownaclayfestival.com](http://www.kelownaclayfestival.com)**

Thanks, Nancy



**Tony Clennell - Great Pots - The Fine Points**

Tony will teach the fine points of making great pots including throwing techniques, surface embellishments, and the little details that make all the difference. Rest up for the ride...Tony is an entertainer, a philosopher, one fantastic potter, and never shy with his opinion. This is going to be a fun one!



**James Hibbert - Wheel Focus**

James will concentrate on throwing techniques as well as adding texture, stretching and making alterations to the form. He will include demonstrations of hump throwing and alternative approaches to claywork.



**Jim Robison - "Stretching" Imagination and Process**

Jim's presentation will cover extending ceramic methods, particularly hand-building and surface treatments, through an exploration of the making process itself. Formal shapes, surface textures, engobe applications through stencils, patterns and painting are tried and treated to modifications prior to construction of each ceramic piece.



**Lorel Sternig - Creating Multi-piece Clay Works**

Lorel will cover the various methods of creating large clay sculptures or wall pieces with multiple parts or components. She will include creating a three dimensional sculpture using soft slab techniques, designing a wall installation or mosaic and joining multiple parts for a free standing sculpture or one-piece wall installation.



**Paul A. Wandless - Image Transfer Techniques for Clay**

This Workshop/Presentation will be an introduction to various images transfer techniques for claywork. Monoprinting, screening, stenciling, embossing and relief printing onto plaster and clay slabs will be covered during each 2-day session. How to create images in screens, relief blocks, stencils and clay seals will be demonstrated as well so participants can make their own printing tools.



## **POTTERY WORKSHOP with MARTHA JAMES**

Fri., FEB. 22 ~ 6:00pm - 9:00pm, Sat., FEB. 23 ~ 10:00am - 4:00pm  
Sponsored by SOUTH VANCOUVER ISLAND POTTERS GUILD (S.V.I.P.G.)

ST. MICHAELS CHURCH HALL, 4733 West Saanich Road, ( 1 km north of Royal Oak Dr.), Victoria, B.C. Contact: 479-3524

COST: includes light supper 6pm Fri., & Coffee/Snacks on Sat. \$80 (non-members); \$70 (SVIPG members)

Make cheques payable to S.V.I.P.G.

Mail: 1520-B Edgeware Road.,  
Victoria, B.C. V8T 2J7

see S.V.I.P.G. website for more info: [www.mypottery.com](http://www.mypottery.com)



## **Gas Kiln for Sale or Trade**



Estrin PG-15 (15 cu. ft.) front loading down-draft gas pottery kiln with 2 TR8 Eclipse Burners (180 MBTU Total) and P-10 kiln sitter for sale.

This is an older but professionally made kiln that is easily moved as it is encased in a steel frame and is on wheels. The kiln is CSA approved and comes equipped with Baso safety shut offs (gas supply is cut if either of the pilot lights goes out).

The kiln is set up for propane. I have been firing it off of a 100 gal tank with no freeze ups. It can reach cone 10 in approximately 12 to 14 hours depending on firing schedule and degree of reduction. The burners are whisper quiet - it's hard to believe they're on!

Also included in the asking price are kiln shelves and brick used for stilts as well as fume hood and insulated flue pipe used to vent fumes through the roof of the firing shed.

The kiln is currently located in Metchosin. Please call 514-8234 to view evenings or weekends, \$2750 obo. Willing to look at trades for an equivalent value electric kiln, car, motorcycle, boat, etc.

## **NEW CERAMICS WEBSITE: [www.ceramcanada.ca](http://www.ceramcanada.ca)**



During a recent trip to China, ceramist Charley Farerro and nine other ceramic artists from Canada realized they did not know what was happening in ceramics outside their own regions within Canada. As there is no national ceramic magazine nor a national ceramic association, Charley created a new web site for information about Canadian ceramics activities, [www.ceramcanada.ca](http://www.ceramcanada.ca)

The website includes exhibition info, education activities (workshops, symposia etc), ceramic association activities and more.



There is a bulletin board, and activities listed will be posted until the end of the activity. This website needs your help! Send your ceramics listings to [info@ceramcanada.ca](mailto:info@ceramcanada.ca) or just visit the site to see what others are doing in the field.

Tobias

Dear Visual Artists,

I want to apologize for forgetting to make (and send out) the Entry Form for our LOOK 2008 Show. The forms for the Labels and the Call for Entry were included in the 8-page ArtsTalk newsletter just sent out. If you did not receive those please email me. Here it the Entry Form, and we hope to see you on Submission Day, Sunday Feb 3 11-4 at #303 The Bay Centre.

Sincerely,  
Alexis, CACGV

For more info:

[http://www.cacgv.ca/pdf/look2008/look08\\_call.pdf](http://www.cacgv.ca/pdf/look2008/look08_call.pdf)

[http://www.cacgv.ca/pdf/look2008/look08\\_entryform.pdf](http://www.cacgv.ca/pdf/look2008/look08_entryform.pdf)

Dear Artisan,

I am contacting artisans to inform you of the operating changes to the market and invite you to considering becoming a part of the Bastion Square Public Market for 2008.

The 2008 Bastion Square Public Market has a new operating mandate where the market will be available to artisans 7 days a week between the hours of 9 am and 7 pm. The market will operate from April 5th, 2008 to October 26, 2008. Vendors are free to choose the days of the week and time of day that they would like to work allowing for greater flexibility of scheduling and the freedom to work around the weather and other shows.

The Bastion Square Public Market is a juried market and everyone who participates in the market must be juried. Our first jury-ing deadline is Friday, January 11th, 2008 which is our early bird deadline. If you apply by this date you will receive 15% of the rental fees for the season.

I am attaching a couple of the main documents for your to read to help you consider whether you would be interested in applying for the market. Please visit our website at [www.bastionsquare.ca](http://www.bastionsquare.ca) for further information. Documents can be found under the vendors document button and also the artisans button.

As well, please note that you are welcome to share a space with 2 or 3 other artisans, however everyone must be juried. This arrangement has worked well for those artists who would like to split months, or days of week, etc.

If you require any further information, please do not hesitate to contact me.

Thank you.

Jewleana Marens Manager, Bastion Square Revitalization Association Bastion Square Public Market (250) 885-1387

The CACGV will convene a 'jpeg jury' for a regional show entitled "Myself: Women In The World" to take place in the CAC Gallery from Feb 29-Mar 12, '08. The exhibition is being held to celebrate International Womens' Day - March 8 - and the Call is to women artists of all backgrounds and all cultures who reside on in Greater Victoria. We invite submissions from recent immigrants to the area, Indigenous First Nations women, those of European, Asian and Eastern descent and world citizens.

Theme: Global inspirations or roots; works that show the artists relating to the world as women, taking on the world as women, relationships, challenges, triumphs, self-portraits or even imaginings of the world from a woman's point of view.

Media: Works in all media will be accepted for jurying: paintings, prints, drawings, fabric, collage, sculpture, photography, film and video. We are looking for work in both traditional, neo-traditional and contemporary techniques. All work must be new or done in the last year.

Dimensions of works: The maximum dimensions for 2D work is 36"x40". The maximum for 3D work is 2'x2'x2'.

Submissions: All submissions must be digital and be comprised of two parts:

1.jpeg of the artwork to be submitted (two maximum, 72 dpi only). Jpegs must be labeled with the title, artist's name, and medium.

2. a short artist's statement and a brief CV (resume), all on one page in a Word document.

Deadline: Submissions must be emailed to the CACGV offices by Monday Feb 11, 2008, by 5 pm.

Email to: [info@cacgv.ca](mailto:info@cacgv.ca)

Jpeg Jurying: Selected artists will be notified by email by Feb 21st, 08. Those accepted must pay a \$10 exhibition fee, and must bring their work to the CAC Gallery on Thursday February 28th between 10 am and 2 pm.

Opening Night Reception: Friday Feb 29th, 2008, 6-9 pm.

International Womens' Day, Saturday March 8th: Professor of History in Art Astri Wright - from the University of Victoria - will be giving a lecture and PowerPoint presentation entitled "Mothers, Sisters, Fellies, Friends: Fresh Glimpses of Women in World Art" on International Womens' Day at the CACGV Gallery.

EXPLORE THE SURFACE



Explore the Surface Regional Workshop  
The Berkeley Potters Guild  
Berkeley, CA – January 11-13, 2008  
[www.potterscouncil.org/explorethesurface](http://www.potterscouncil.org/explorethesurface)  
Artist: Gerald & Kelly Hong



When you shop.....

PLEASE MENTION  
TO OUR ADVERTISERS  
that you saw their ad  
in the Guild newsletter.

South Vancouver Island Potters Guild's newsletter

**Guild at a Glance**

is ONLINE!

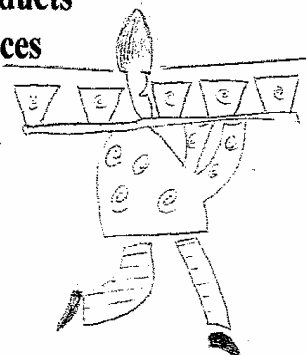
go to

[www.mypottery.com](http://www.mypottery.com)

and : [www.gobc.ca/SVIPG](http://www.gobc.ca/SVIPG)

**Vancouver Island  
Potters Supply**  
‘Under New Management’

Friendly Service  
Expert Advice  
Service and Savings  
Quality products  
Great Prices



#2 1009 Herring Gull Way  
Parksville, B.C.

V9P 2N1

Ph: 250.248.2314

Toll free 877.248.2307

Fax: 250.248.2318

Email: [supplies@vanpotterywarehouse.com](mailto:supplies@vanpotterywarehouse.com)

**LLOYD-EL CERAMICS**

Clay

Glazes

Dan Krystalowich

Chemicals

933 Ellery Street  
Victoria, BC  
V9A 4R9

Kilns

Ph: 250 384-3831  
fax: 250 386-3883

Books

Victoria's One Stop  
Ceramic and Pottery  
Shop since 1954

Tools

Wheels

Firing

Kiln Repair

